

Safe Streets Programs  
Final 2017 Stats

**Drug Court**

<i>Active Participants</i>	23
<i>Phase 1</i>	10
<i>Phase 2</i>	8
<i>Phase 3</i>	3
<i>Phase 4</i>	2
<i>Total Graduates</i>	112

**Teen Court**

<i>Active Participants</i>	8
<i>Females</i>	2
<i>Males</i>	6
<i>Offense Type</i>	
<i>Retail Theft</i>	3
<i>Trespassing</i>	1
<i>Possession</i>	2
<i>Other</i>	2
<i>2017 Referrals</i>	67
<i>2017 Accepted</i>	18
<i>2016 Referrals</i>	118
<i>2016 Accepted</i>	28

## SSTOP

<i>Active Participants</i>	89
<i>Males</i>	60
<i>Females</i>	29
<i>Treatment</i>	50
<i>MOP: Education</i>	22
<i>Pending Assessment</i>	17
<i>2<sup>nd</sup> OWI</i>	45
<i>3<sup>rd</sup> OWI</i>	44
<i>Community Service</i>	
<i>Ordered</i>	3597
<i>Completed</i>	760
<i>Days Sentenced</i>	5051
<i>Stayed</i>	3579
<i>Imposed</i>	1487
<i>Days Saved</i>	2092

## DHS Diversion

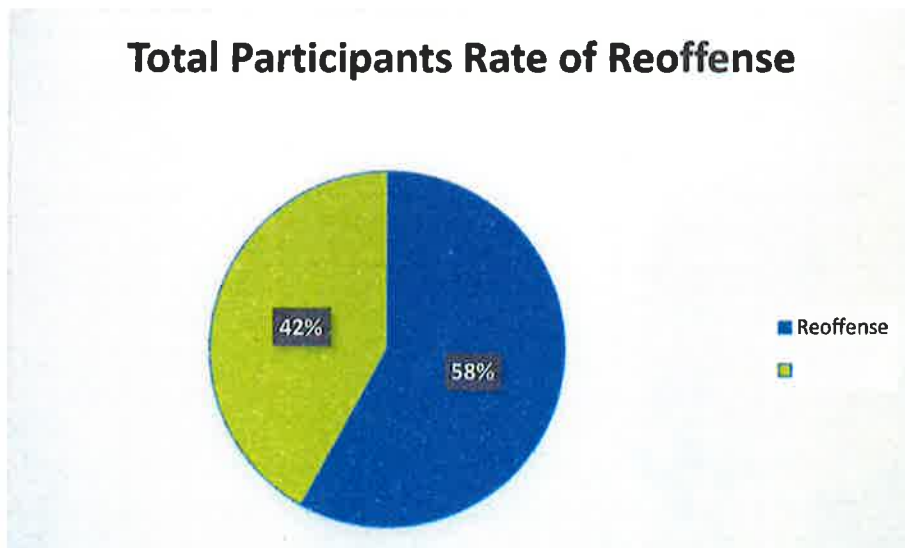
<i>Total Participants</i>	129
<i>Successful Completions</i>	58
<i>Revocations</i>	23
<i>Active Participants</i>	38
<i>Females</i>	18
<i>Males</i>	20
<i>Referral Type</i>	
<i>AODA</i>	10
<i>Behavioral Health</i>	30
<i>Internal Services</i>	13
<i>(Receiving Services at Human Services)</i>	
<i>Types of Offenses</i>	
<i>Disorderly Conduct</i>	8
<i>Domestic Disorderly</i>	6
<i>Battery</i>	4
<i>Prostitution</i>	7
<i>Truancy-contributing</i>	1
<i>Possession</i>	1
<i>Theft</i>	4
<i>Criminal Damage</i>	2
<i>Other</i>	5

## Good Choices

<i>Total Referrals</i>	22
<i>Passed</i>	16
<i>Failed</i>	6
<i>Male</i>	12
<i>Female</i>	10
<i>Offense Type</i>	
<i>Retail Theft</i>	2
<i>Disorderly Conduct</i>	4
<i>Poss. of Drug</i>	12
<i>Paraphernalia</i>	
<i>Trespassing</i>	3
<i>Other</i>	1
<i>Referrals</i>	
<i>Winnebago Co Sheriffs</i>	13
<i>Menasha PD</i>	9

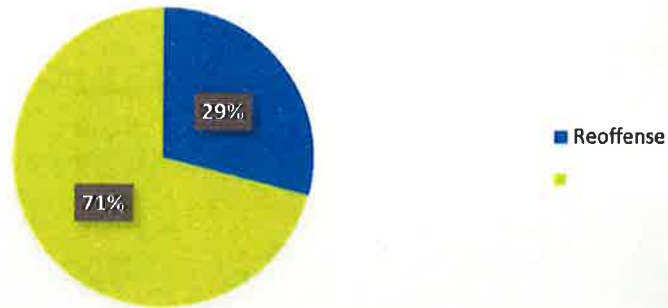
Drug Court pie charts were created to display the following:

- Percentage of Drug Court participants who reoffend
- Percentage of Drug Court participants who reoffended with a drug related offense
- Percentage of Drug Court Graduates who reoffended
- Percentage of Drug Court Graduates who reoffended with a drug related offense
- Percentage of Drug Court Withdrawals who reoffended
- Percentage of Drug Court Withdrawals who reoffended with a drug related offense
- Percentage of Drug Court terminated participants who reoffended
- Percentage of Drug Court terminated participants who reoffended with a drug related offense



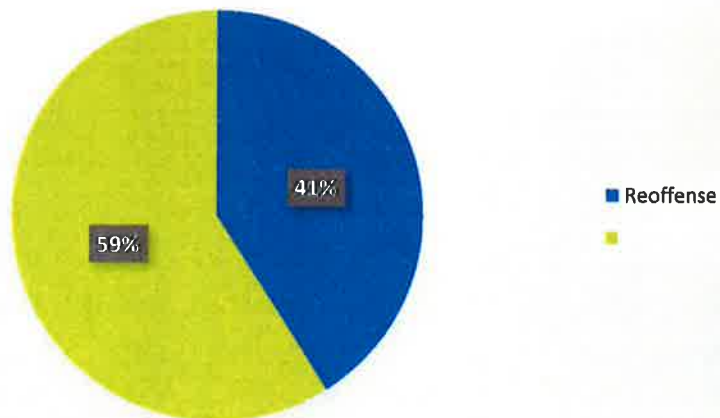
58% of all participants reoffend with a new misdemeanor or felony charge

### Total Participants Rate of Drug Related Reoffense



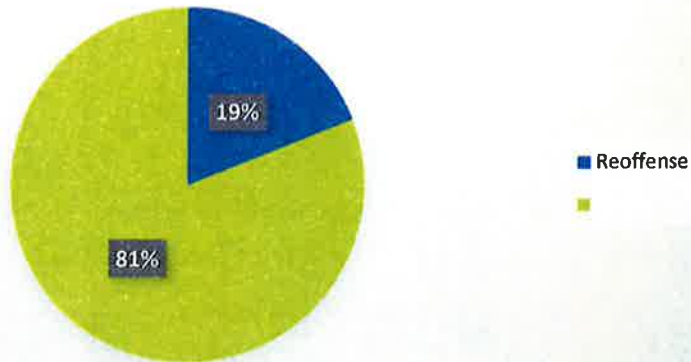
29% of all participants reoffend with a new drug related offense

### Graduate Rate of Reoffense



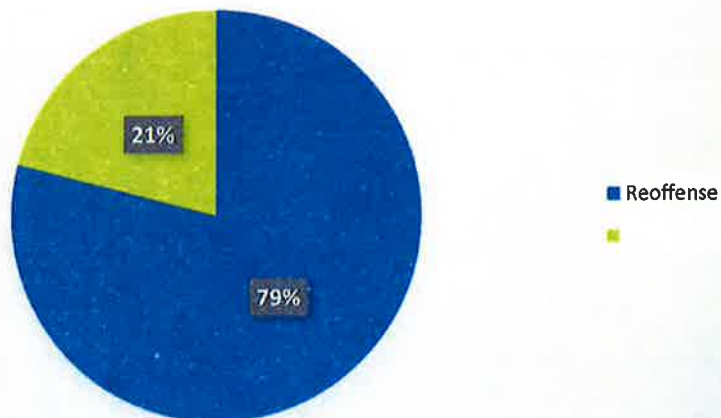
41% of graduated drug court participants reoffend with a new misdemeanor or felony charge

### Graduate Rate of Drug Related Reoffense



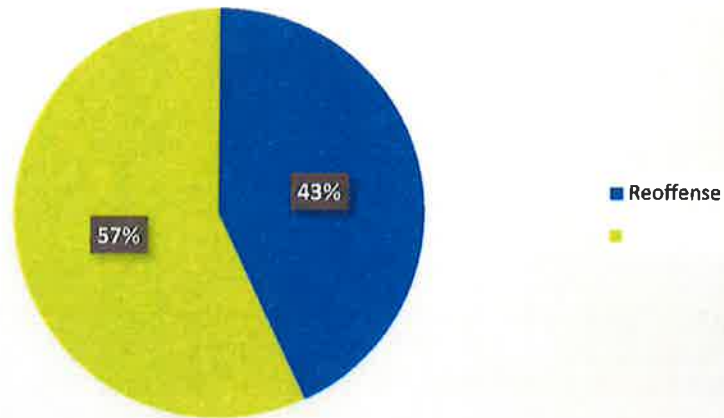
19% of graduated drug court participants reoffend with a new drug related offense

### Withdrew Rate of Reoffense



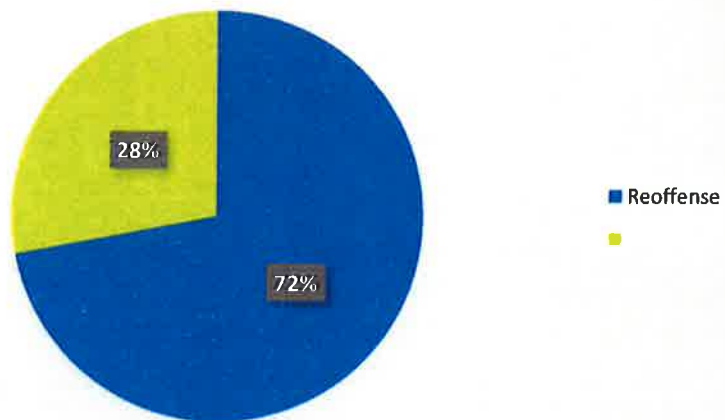
79% of drug court participants who withdrew from the program reoffend with a new misdemeanor or felony charge

### Withdrew Rate of Drug Reoffense



43% of drug court participants who withdrew from the program reoffend with a new drug related offense

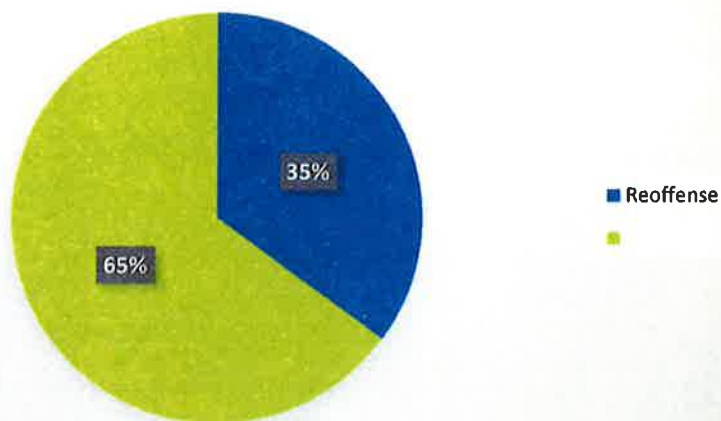
### Terminated Rate of Reoffense



72% of drug court participants who were terminated from the program reoffend with a new misdemeanor or felony charge

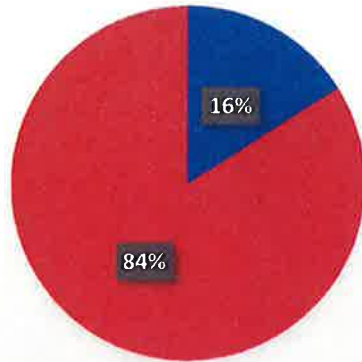


## Terminated Rate of Drug Reoffense



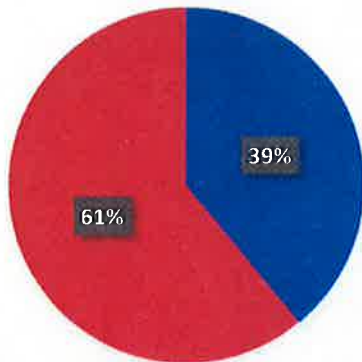
35% of drug court participants who were terminated from the program reoffend with a new drug related offense

### OWI Reoffense Rate of Successful Completions



16% of successful SSTOP participants have reoffended with an OWI charge

### OWI Reoffense Rate of Revoked Participants

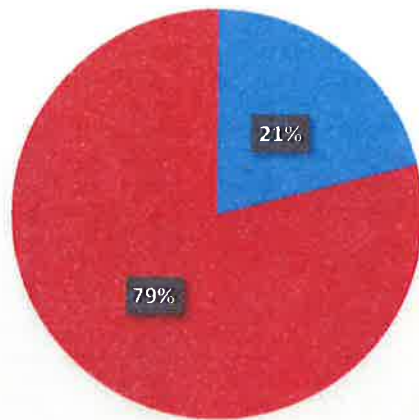


39% of revoked SSTOP participants have reoffended with an OWI charge

SSTOP pie charts were created to display the following:

- Percentage of SSTOP participants who reoffended with an OWI charge
- Percentage of successful SSTOP participants who reoffended with an OWI charge
- Percentage of revoked SSTOP participants who reoffended with an OWI charge

### **OWI Reoffense Rate of all Participants**



21% of SSTOP participants have reoffended with new OWI charge

DA

1/12/18

	Active	Pending Offers	Extension Pending	Pending Offers-Warrant	Pending Dismissal
Pre-Charge Misdemeanor	24	6	0	0	0
Pre-Charge Felony	1	2	0	0	0
Pre-Charge Drug	33	3	0	0	0
Pre-Charge Family Violence	2	0	0	0	0
Crossroads	2	0	0	0	0
Benedict Center	5	0	0	0	0
Total Number of Precharge Agreements	67				
Post-Charge Misdemeanor	65	5	0	1	1
Post-Charge Felony	21	1	0	0	1
Post-Charge Drug	26	6	0	9	0
Post-Charge Family Violence	2	1	0	0	0
Child Support	4	0	0	0	0
Post-Benedict Center	4	1	0	0	0
Total Number of Post Charge Agreements	122				
<b>GRAND TOTALS</b>	<b>189</b>	<b>25</b>	<b>0</b>	<b>10</b>	<b>2</b>

Pending Revo's	Pending Revo's Warrant	TOTALS
0	0	30
0	0	3
0	0	36
0	0	2
0	0	2
0	0	5
4	9	85
4	1	28
6	15	62
2	4	9
1	6	11
0	1	6
17	36	279