



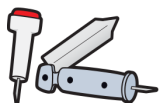
DISPOSE OF ALL SHARPS PROPERLY



Syringes



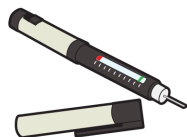
Needle connectors



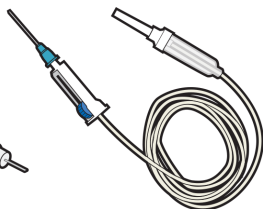
Lancets



Needles

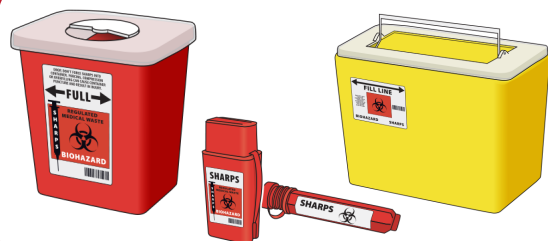


Auto injectors



Infusion sets

FOR BOTH USED & UNUSED SHARPS



USE A SHARPS CONTAINER

WARNING

Needle stick injury can expose you to infectious diseases such as Hepatitis and HIV.

TO AVOID INJURY...



Do not force sharps into container



Do not put fingers inside container



Do not remove needle



Do not bend or break needle



Do not recap needle

KEEP YOUR COMMUNITY SAFE

DO NOT throw sharps in trash



DO NOT put sharps in recycling



DO NOT flush sharps down the toilet

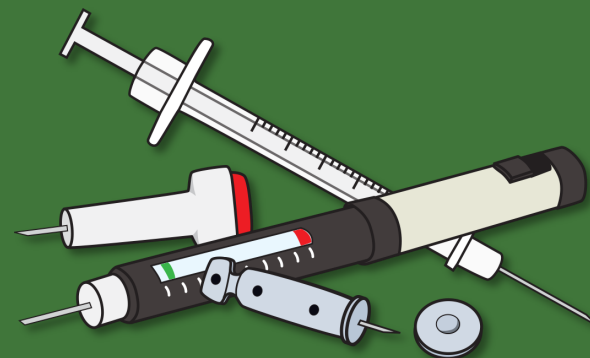


KEEP OUT of reach of children



Outagamie & Winnebago County
Sharps Disposal Program

BE SMART WITH SHARPS



In some areas it is illegal to dispose of sharps in the trash. Please follow your community guidelines. Report problems associated with sharps and sharps disposal containers to the FDA (800-FDA-1088). For information about rules and laws in your community, contact the Coalition for Safe Community Needle Disposal at 800.643.1643. For more information on sharps visit fda.gov/safesharpsdisposal. 7/18

USE A SHARPS CONTAINER

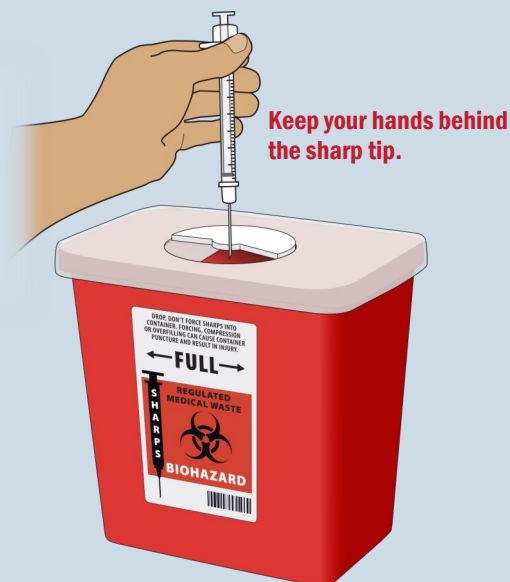
- 1 Visually check sharps container for hazards before handling. Read all labels.

MAKE SURE container is not overfilled or damaged.

CHECK that container is large enough to fit your sharp.



- 2 Put used sharp in container immediately after use. Also put unused sharp in container for proper disposal.



DISCARD A SHARPS CONTAINER

Stop using sharps container when 2/3 full or filled to the **FULL** line.



- 1 Close sharps container as instructed on label. Different containers have different closures.



- 2 Bring sharps container to a sharps disposal program.



FIND A SHARPS DISPOSAL LOCATION

— Outagamie County —
www.outagamie.org/sharpsdisposal

— Winnebago County —
www.winnebagopublichealth.org

— Other Counties —
dnr.wi.gov/topic/HealthWaste/CollectSharps.html

IF YOU CANNOT GET A SHARPS CONTAINER...

FDA RECOMMENDS ALWAYS USING FDA-CLEARED CONTAINERS

If you do not have a sharps container, use an empty household container with these features:



DO NOT USE containers that can break or puncture easily.



DISPOSE OF A HOUSEHOLD SHARPS CONTAINER WHEN IT IS 2/3 FULL:

- 1 Close lid and tape shut. Label container.



- 2 Bring container to a sharps disposal program.



DO NOT put sharps containers in TRASH or RECYCLING!